

2022年度 開成中学校 算数 解答

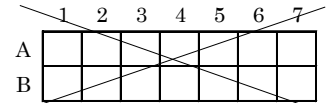
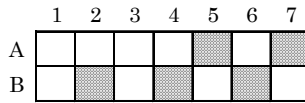
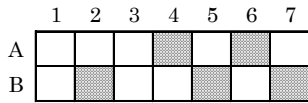
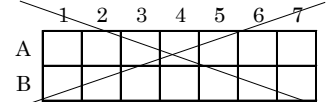
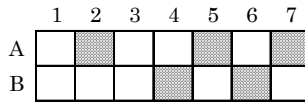
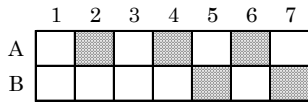
1 (1) $1\frac{3}{8}$ (2) 5 (3) 999通り (4) ① 4.9298倍 ② 54.9度

2 (1) 体積の比 7:37 表面積の比 11:39

(2) 体積の比 5:11 表面積の比 4:7

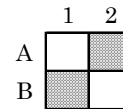
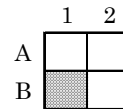
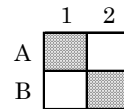
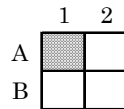
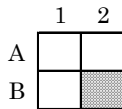
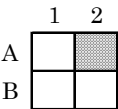
3 (1) 7か所・2種類

(2) (ア)



(イ) 8種類 (ウ) 102種類

(3) (ア)



(イ) 17種類 (ウ) 577種類

4 (1) 1時 $10\frac{10}{11}$ 分 (2) 1時 $7\frac{21}{22}$ 分 (3) 6分40秒